

AUTEL® MAXISYS™

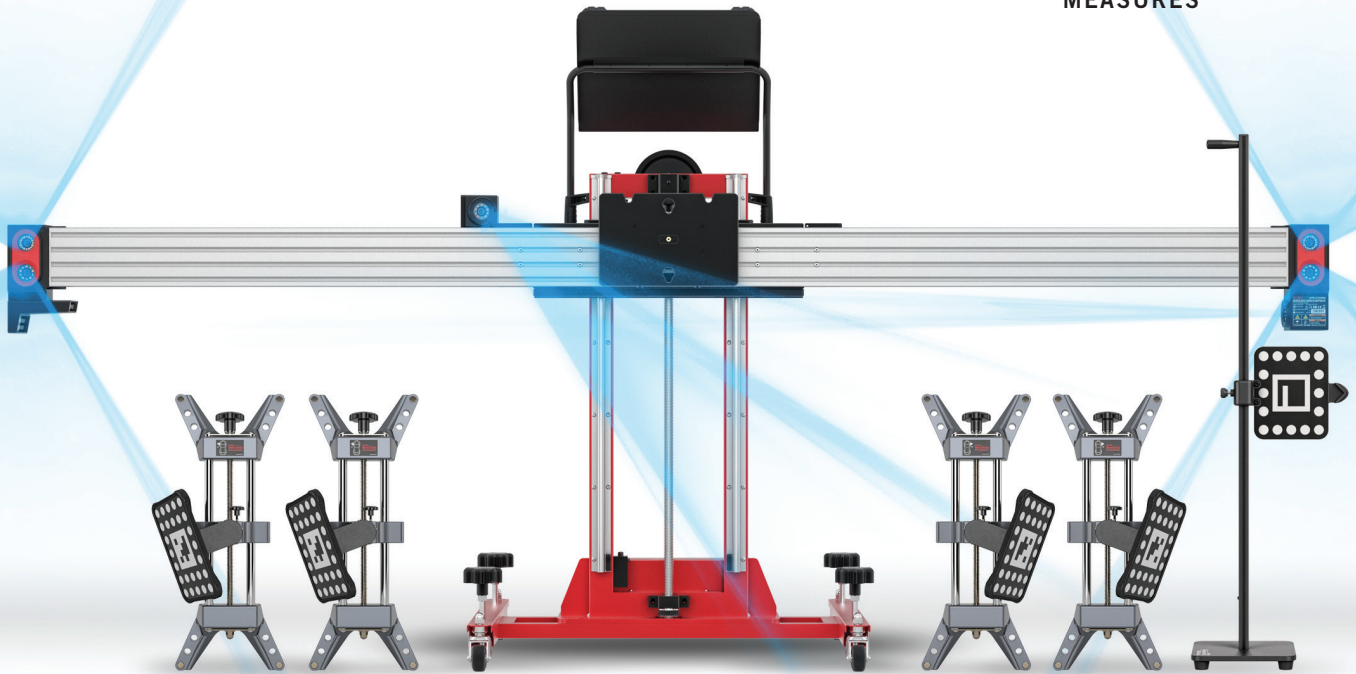
IA800

INTELLIGENT ADAS

OPTICAL POSITIONING SYSTEM

FASTEST, EASIEST & MOST PRECISE SETUP

NO MORE 
MECHANICAL
MEASURES



AUTEL® IA800
EXPAND THE CAPABILITIES OF YOUR EXISTING
STANDARD CALIBRATION FRAME



WWW.MAXISYSADAS.COM



IA800 EXPANSION PACKAGE

Easily install to upgrade capability of your Autel Standard Calibration frame to quickly position without mechanical measurements.

DISTANCE MEASURE


TABLET SOFTWARE

INTEGRATED CAMERAS



MOST AFFORDABLE OPTION
USE YOUR EXISTING CALIBRATION FRAME & TABLET

POWERED BY
AUTEL[®]
DIAGNOSTICS



EXPANDS CAPABILITY

- FASTER MORE PRECISE FRAME PLACEMENT
- SIX HIGH RESOLUTION 3D IMAGING CAMERAS
- 4-STEP INTELLIGENT ADAS WORKFLOW

Mark
000

073

Norm(imm)
2500

Distar/ser(T)

2421

Norm(imm)
0

Offser(L)

245



SCAN FOR MORE INFO


AUTEL[®]

SIX HIGH-RESOLUTION 3D IMAGING CAMERAS

LEFT CAMERA
2 CAMERAS + 4 CABLES
CSC0500-06

CENTER CAMERA
1 CAMERA
CSC0500-06

RIGHT CAMERA
3 CAMERAS
CSC0500-06



ACCURATE TO:

- 0.01° ANGLE (1/100TH OF A DEGREE) WHEN SQUARING FRAME TO VEHICLE
- 1MM DISTANCE, FOR PLACING TARGET
- 1MM OFFSET, FOR CENTERING FRAME TO VEHICLE

AUTEL AUTEL-CSC0500/06
MAXISYS ADAS CAMERA & ADAPTOR KIT
 FCC ID: WQ8CSC050006
 Peak Current: 5A DC Input: 24V±6A
 R-C-WQ2-XXXXXXXXXXXX
 S/N: XXXXXXXXXXXXXXXXXX
 W-F-ADAS-
WARNING
 Infrared inside, Avoid eye exposure, Hot surface, Avoid contact.
NOTE
 Protect from water, Protect from sunlight.
 ALL RIGHTS RESERVED. DO NOT REMOVE. MADE IN CHINA. WWW.AUTEL.COM

NOMORE MECHANICAL TAPE PLUMB BOBS STRING LINES MIRRORS

The IA800 advanced 3D camera technology provides the most accurate and fastest calibration frame placement by removing the tape measure, plumb bobs, string and mirrors from your setup process.

CAMERA FEATURES:

- Three-Dimensional Scan of Vehicle
- Measures Distance, Frame Angle and Frame Offset in 1 Step
- Two Cameras on Each End of Crossbar to Identify Wheel Targets
- One Camera at Center of Crossbar to Measure Distance
- One Camera for Self-Calibration

REQUIRED PRODUCTS TO USE THIS EXPANSION PACKAGE (SOLD SEPARATELY)

- Autel ADAS Standard Calibration Frame Package
- MaxiSYS Tablet with ADAS Calibration Software




CALIBRATE WITH CONFIDENCE

Know your team is using the most current vehicle data and technology ensuring all calibrations are completed accurately and returned to vehicle owners safely.

IA800 EXPANSION PACKAGE ALSO INCLUDES:

WHEEL CLAMP (4 PCS)

CSC0500-07-LF, CSC0500-07-LR
CSC0500-07-RF, CSC0500-07-RR



Attach To Wheels
Secure Use With Targets

DISTANCE TARGET


CSC0500-08



Frame Distance Measure During
Frame Placement

TARGET (2 PCS)

CSC0500-09-LF
CSC0500-09-RF



Two Targets Use During
ADAS Calibration

TARGET (2 PCS)

CSC0500-09-LR
CSC0500-09-RR



Four Targets Use
During Alignment Check



WHEEL CHOCK (2 PCS)

Secure Vehicle Wheels
During Alignment Check



TABLET SUPPORT

Hands Free Operation
During Frame Placement



STEERING WHEEL LOCK

Secure Steering Wheel
During Alignment Check




24V POWER ADAPTER


Power To IA800 Cameras
During Frame Placement

4-STEP INTELLIGENT ADAS WORKFLOW

FRAME POSITION FOR
ALIGNMENT CHECK
USE 4 WHEEL CLAMPS



FRAME POSITION FOR
ADAS CALIBRATION
USE 2 WHEEL CLAMPS



1 PRE-CHECK NEW FEATURE

- Perform Alignment Check, Easily Add Confirmation to ADAS Pre-SCAN Report
- Quickly Identify Wheel Alignment Issues Which May Affect Calibration Accuracy



2 POSITION

- High-resolution Cameras Eliminate Manual Measurements
- Accurately Position Frame Quickly With 1 Technician
- Color Coded Values Indicate Accurate Precise Amount of Frame Movement Required



INCREASED PRODUCTIVITY
GREATER RETURN ON INVESTMENT

MAXIMIZE SHOP EFFICIENCY

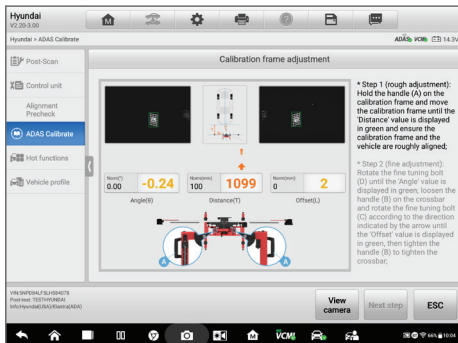
Improve productivity by managing more of the repair process in shop to return vehicles to customers **faster and safer** all while **meeting OEM specifications**.

PLUS fully integrates with Autel's MaxiSYS software to enable live positioning optical measurement.




3 PERFORM

- Calibrate with Any ADAS Capable MaxiSYS Scan Tool
- Easy To Follow, Illustrated, Step-By-Step Instructions Guide the User Through Every Step of the Calibration Process



4 PROVIDE

- Easy-to-Read Report Indicates Wheel Alignment Condition
- Comprehensive report Provides Proof of ADAS Calibration
- Easily Share PreSCAN / PostSCAN Reports with Customers or Insurance Carrier by Print, Digital PDF or Email



- Pre-Scan System for Faults Prior to Servicing Vehicle Document Pre-Existing DTCs
- Add Photographs Of Any Pre-Existing Vehicle Damage
- Easy Identify ADAS Modules
- Add Technician Notes Directly from the MaxiSys Scan Tool
- Time & Date Stamps for Every Step Completed
- Detailed Alignment and Calibration Validation Reports

Autel follows OE recommendations for completing ADAS calibrations indoors on level ground to ensure calibrations are completed correctly and returned to vehicle owners safely.

SMARTER DIAGNOSTICS

STARTS HERE



PART NO:
ADASUPGRADE



ONE TIME PURCHASE

NOW YOU CAN ADD ADAS SOFTWARE TO ANY MAXISYS TABLET

Autel ADAS Software features easy-to-use graphic instruction to guide you through the entire calibration process.



Autel ADAS Software for the Standard & MA600 Frame System is compatible with the following MaxiSYS Tablets:

TABLET COMPATIBILITY

- MS908
- MS908P
- MS908S
- MS908SP
- MSELite
- MS909
- MS919
- MSUltra

